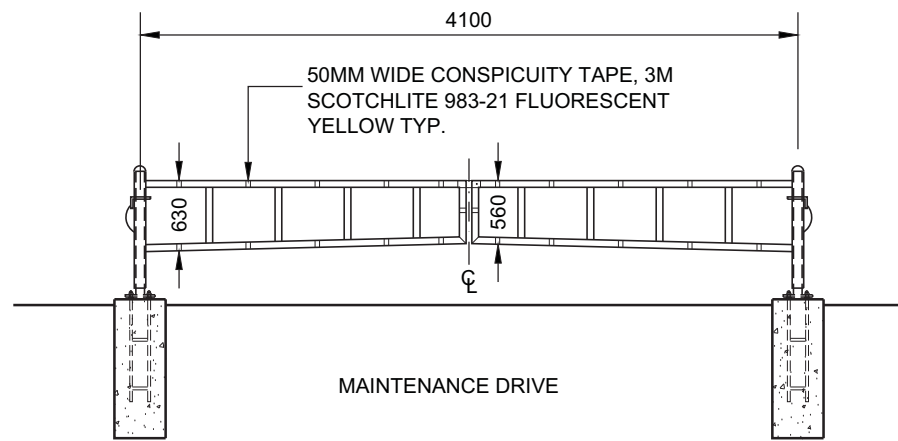
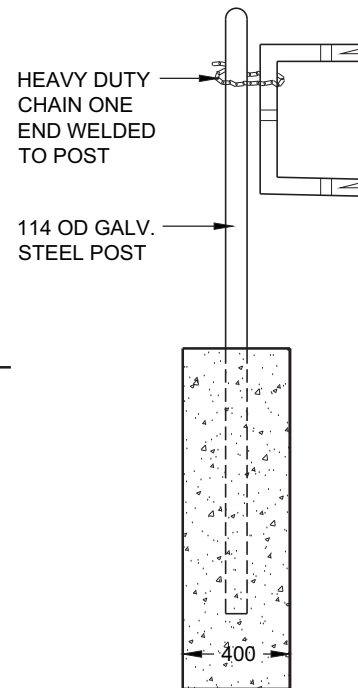


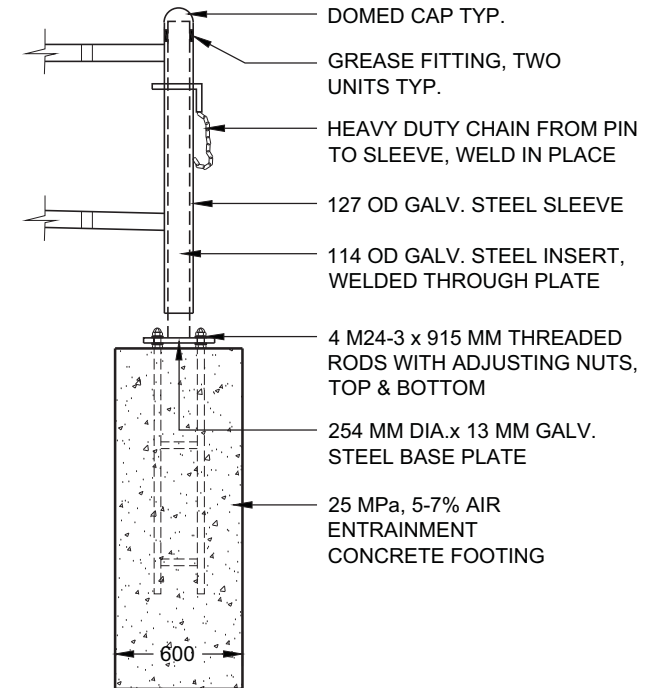
**PARKING LOT ENTRANCE GATE: ELEVATION / SECTION**



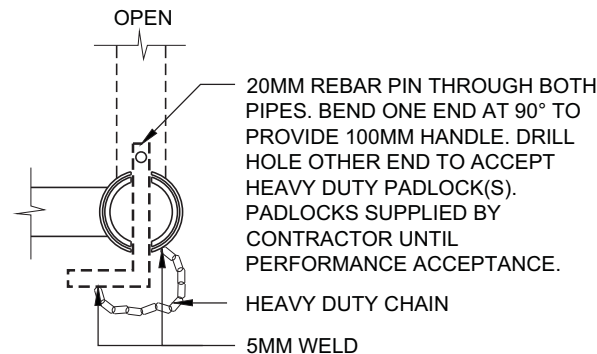
**MAINTENANCE GATE: ELEVATION / SECTION**



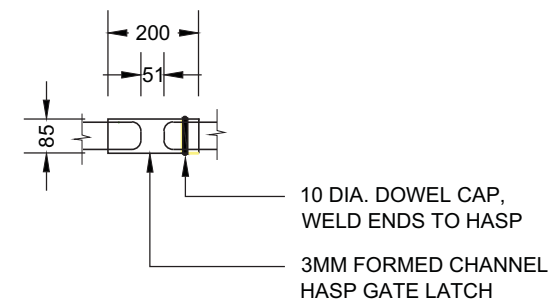
**LATCH POST DETAIL**



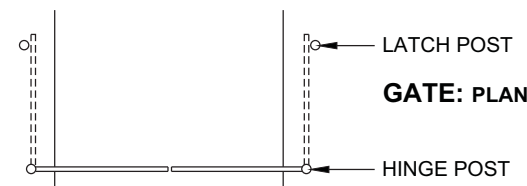
**HINGE POST DETAIL**



**LOCKING PIN: PLAN**



**HASP LATCH: PLAN**



**GATE: PLAN**

**NOTES:**

1. ALL PIPE SHALL BE SCHEDULE 40 STEEL.
2. LAYOUT OF GATES TO BE STAKED IN THE FIELD FOR APPROVAL BY THE CITY OF BRAMPTON.
3. ENSURE MIN. 300 MM CLEARANCE FROM OUTSIDE CURB FACE WHEN GATE IS IN OPEN POSITION.
4. ALL MATERIALS TO BE GALVANIZED AFTER FABRICATION (TYP.).
5. ALL WELDS TO BE 5 MM CONTINUOUS SEAM AND GROUND SMOOTH.
6. CONTRACTOR TO SUBMIT SHOP DRAWINGS.
7. ALL MEASUREMENTS ARE IN MILLIMETRES UNLESS STATED OTHERWISE.